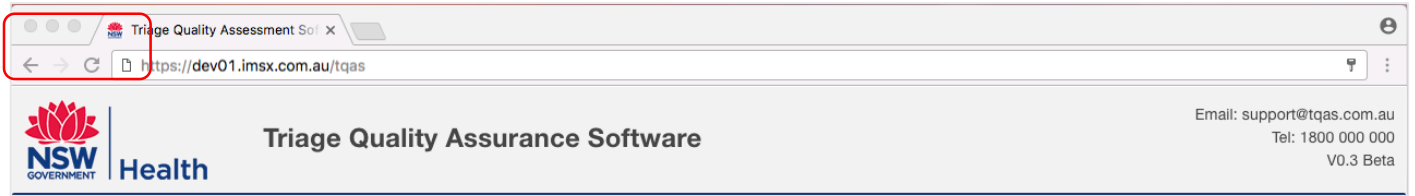


Hard refresh after a new release

A hard refresh is a way of clearing the browser's cache for a specific page, to force it to load the most recent version of a page.

Quick hard refresh can be done by using the following short cut keys.

Chrome



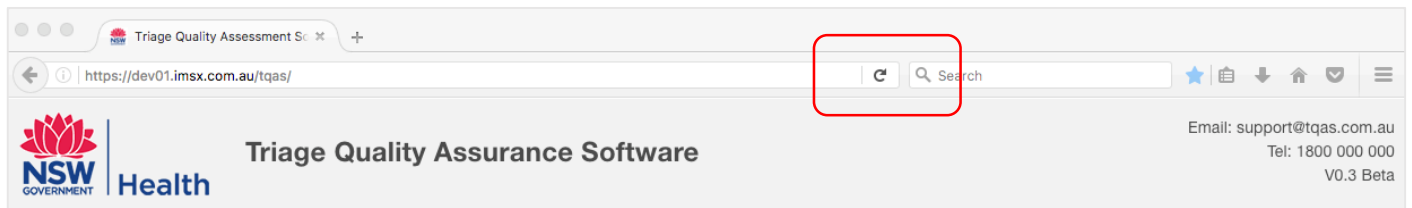
Windows:

- Hold down Ctrl and click the Reload button, or
- Hold down Ctrl and press F5.

Mac:

- Hold ⌘ Shift and click the Reload button.
- Or, hold down ⌘ cmd and ⌘ Shift key and then press R.

Mozilla Firefox



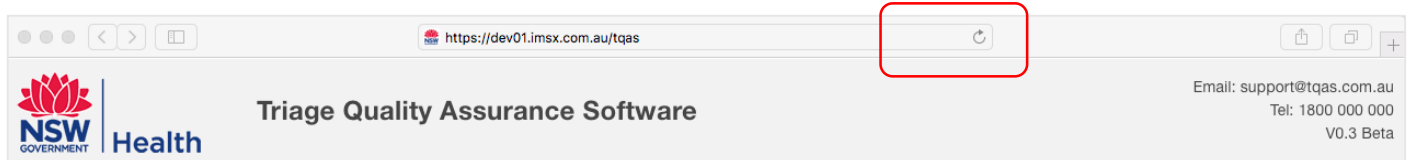
Windows:

- Hold the Ctrl key and press the F5 key, or
- Hold down Ctrl and ⌘ Shift and then press R.

Mac:

- Hold down the ⌘ Shift and click the Reload button, or
- Hold down ⌘ cmd and ⌘ Shift and then press R.

Safari



Windows:

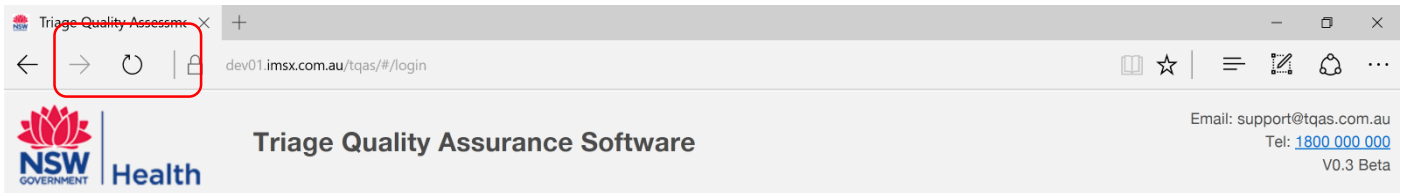
Hold the Ctrl key and press the F5 key, or

- Hold down Ctrl and ⌘ Shift and then press R.

Mac:

- Hold down the ⌘ Shift and click the Reload button, or
- Hold down ⌘ cmd and ⌘ Shift and then press R.

Internet Explorer



Windows:

- Hold down Ctrl and click the Reload button, or
- Hold down Ctrl and press F5.