

Evaluating Criteria Led Discharge

Respiratory patients on Ward Dickinson 4

Acknowledgements:

NUM Kama Stokes,

Prof David McKenzie,

Dr Nick Murray,

CNE Sarah Dunn

and the ward D4 Respiratory Team;

Kate Lloyd, Anthea Temple and Cecily Barrack ACI



Health

South Eastern Sydney
Local Health District

The Case for Change



Unwell Respiratory patients wait

- in ED,
 - In clinics,
 - at home or
 - in other hospitals
- awaiting Specialist care.

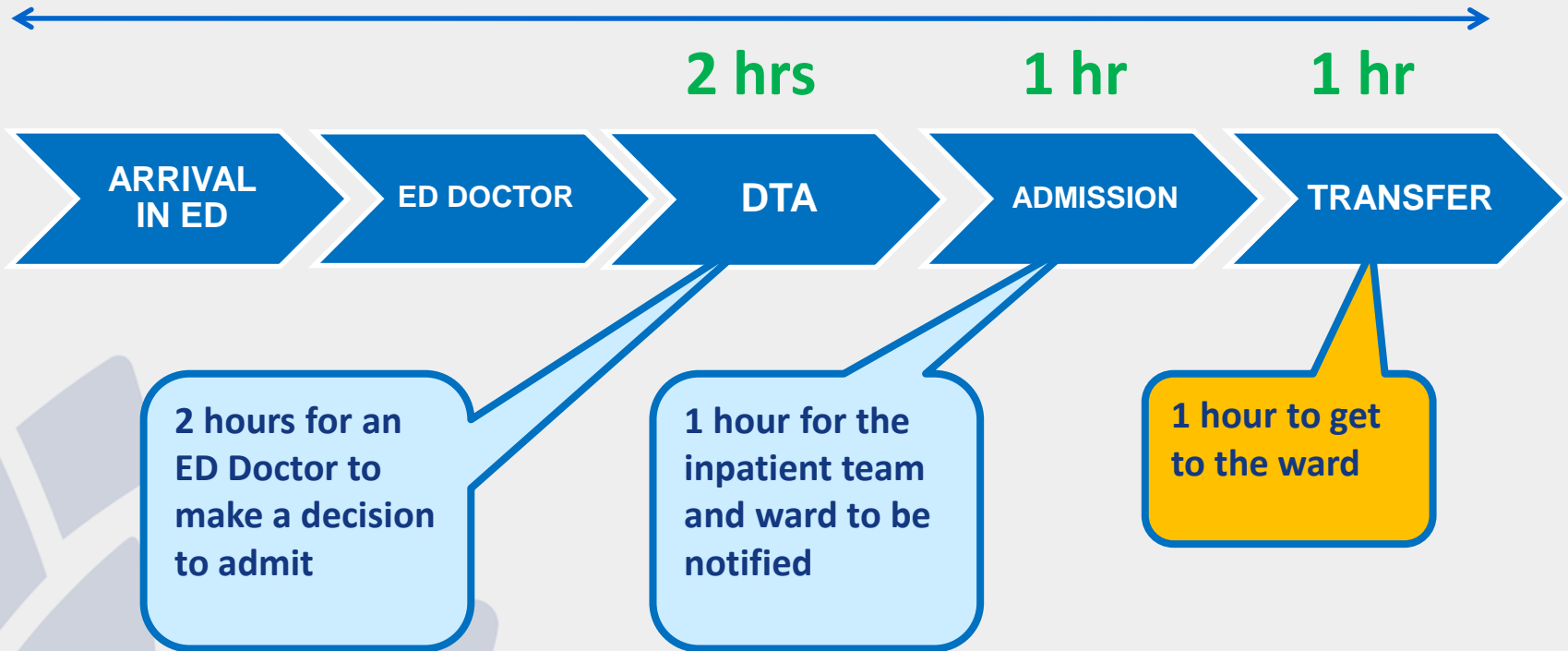


Health
South Eastern Sydney
Local Health District

“2:1:1”

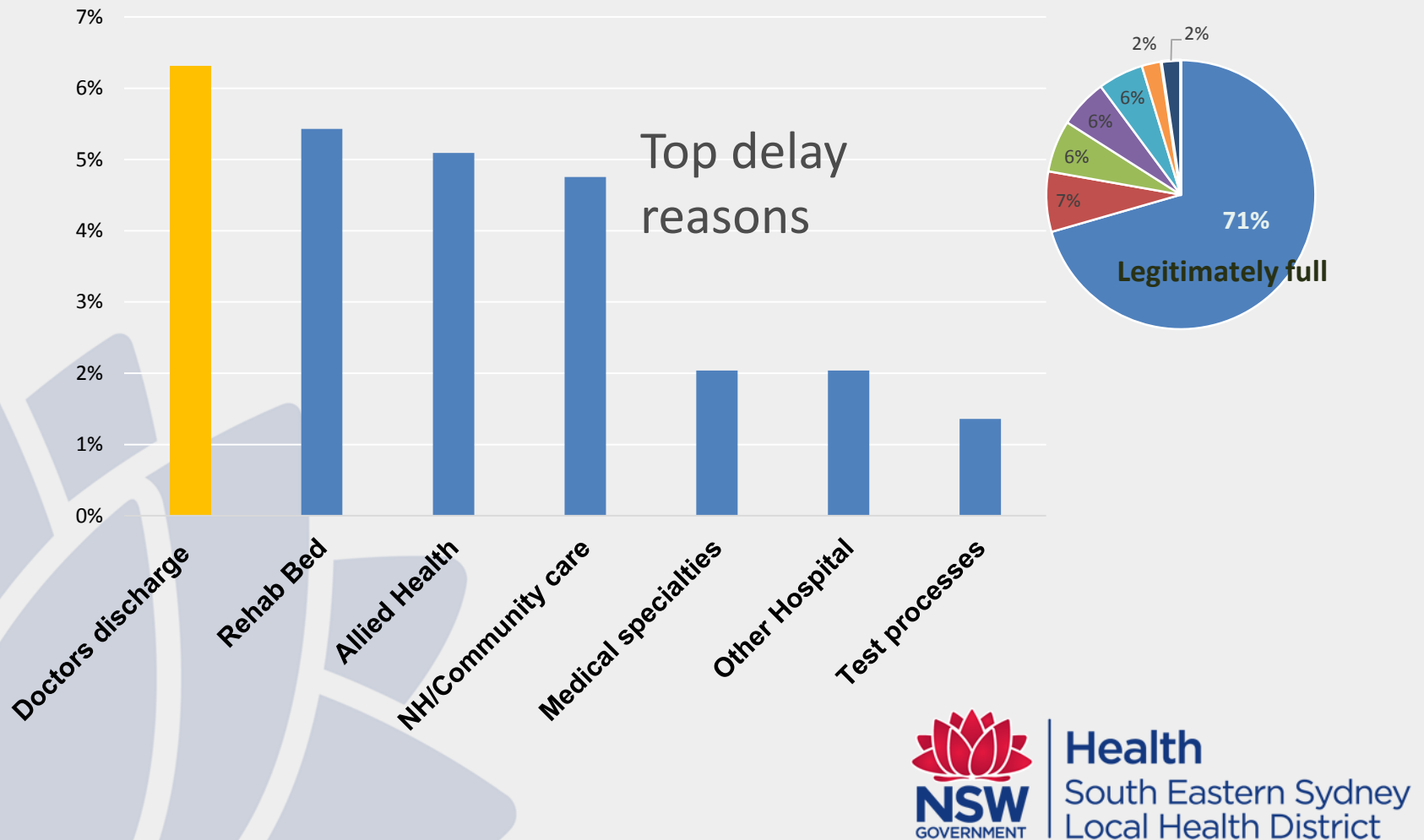
The ED Admitted Patient Timeline

4 hrs



Health
South Eastern Sydney
Local Health District

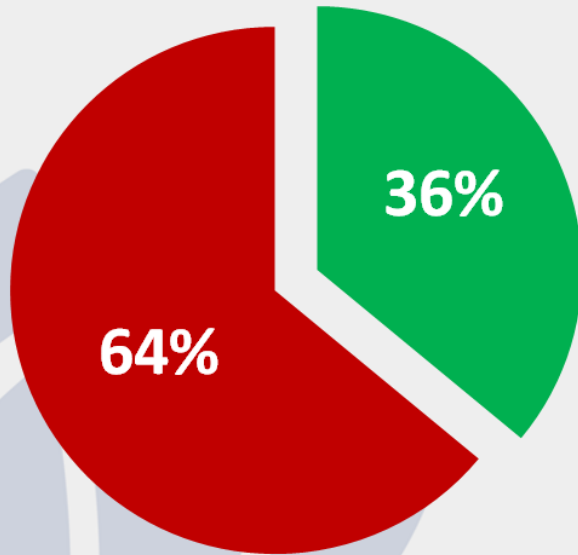
The “Why Am I Still Here...?” Study



The Patients' stories

"I've been told today that I'm going home... I would have been ready if I'd known earlier"

"I feel ready to go home, I'm just waiting..."



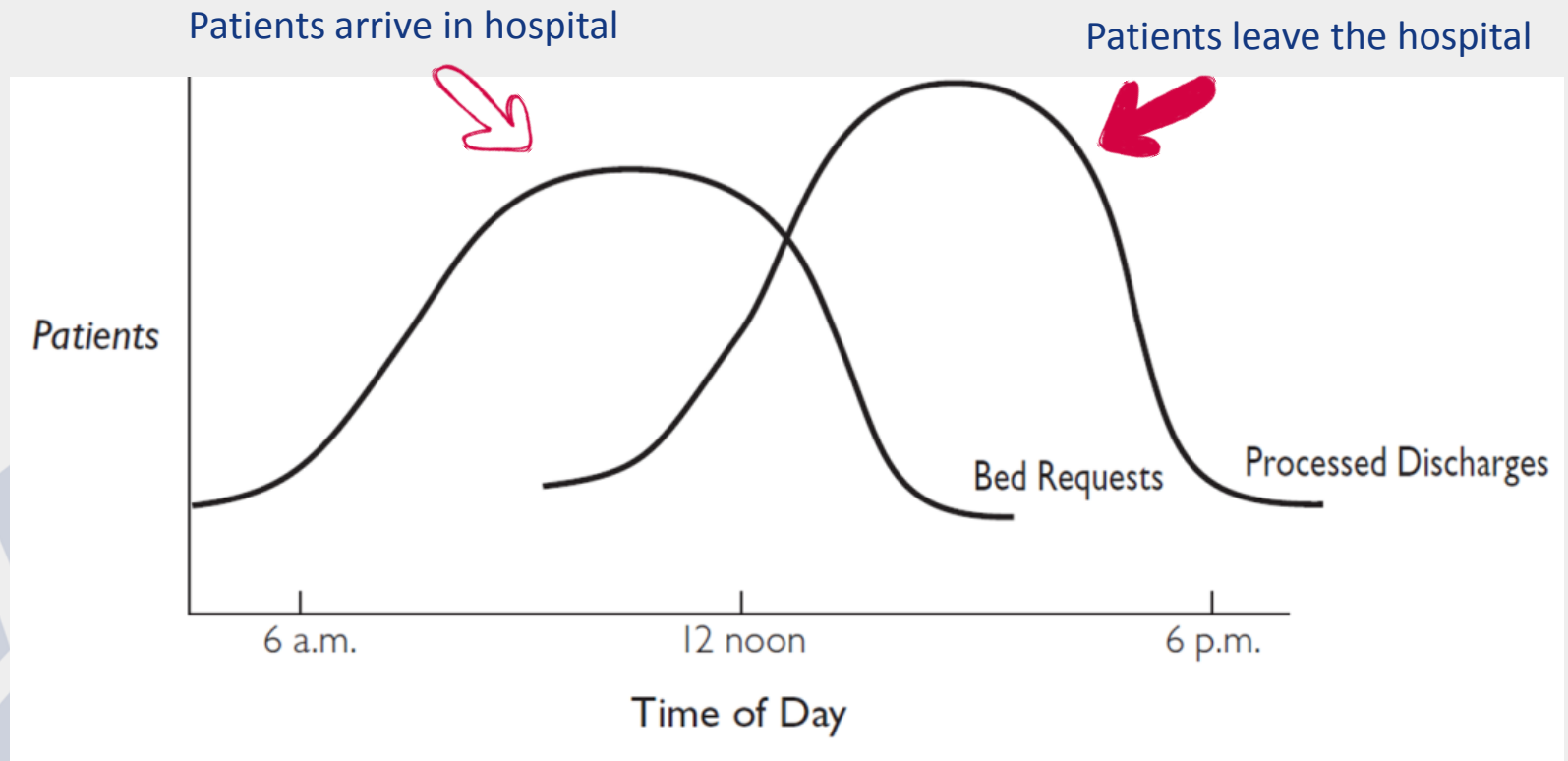
36% of patients surveyed were informed of the EDD at start of hospital stay

The remaining 64% the day before or day of discharge.

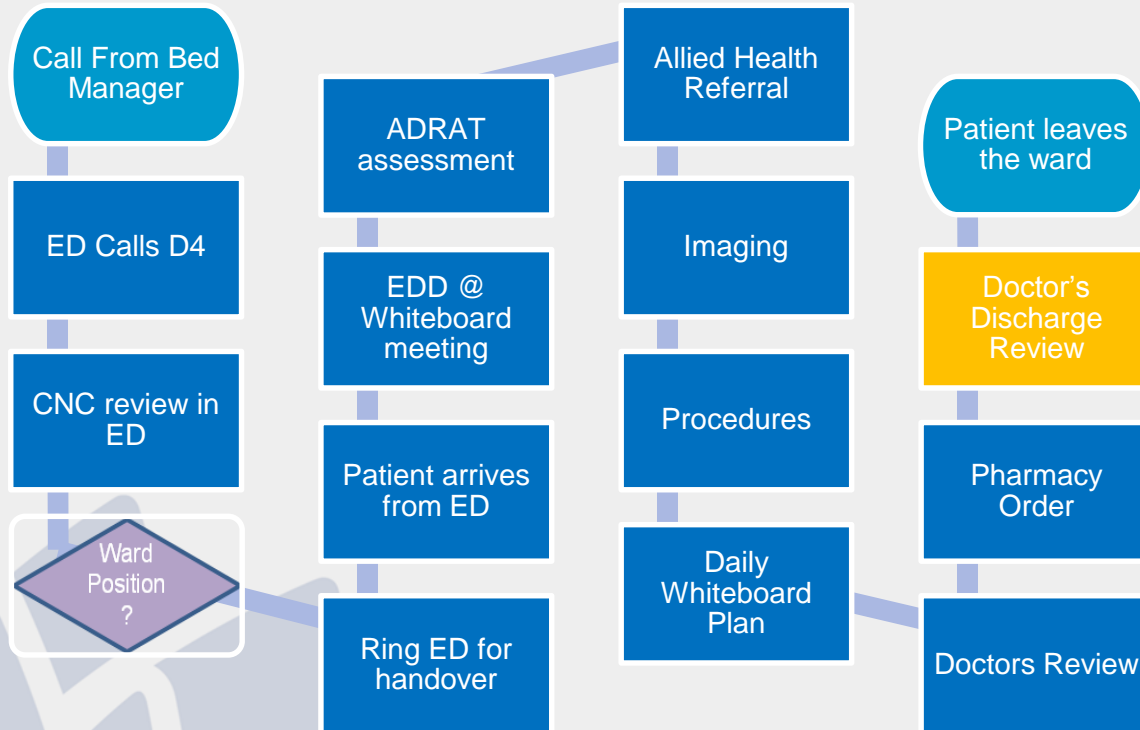


Health
South Eastern Sydney
Local Health District

The Midday Capacity Crunch



Ward D4 Process Map



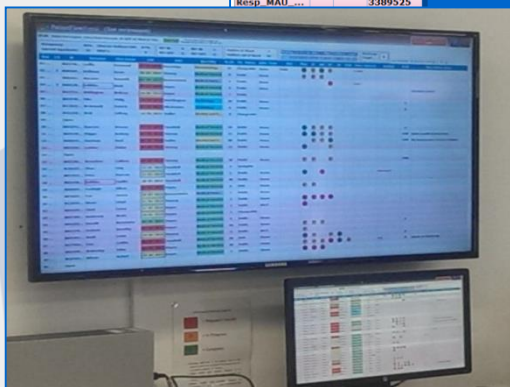
PatientFlowPortal

EPJB: South Eastern Sydney Prince of Wales Hospital | RESP_ID (Respiratory + ID D4) | Data Feed | For any issues please contact the IT Service Desk on 1300 230 553

Occupancy: 96% Clinician Defined EDD: 100% IHT IN: 0 IHT OUT: 0 Outliers in Ward: 2 Outliers out of Ward: 10

Waiting (in ED) for Bed: 3-4hrs: 7 >4hrs: 9 Count: 16 Discharge Target: 6

Bed	I/R	Alerts	ID	Surname	First Name	Disch To	Age	EDD	AMO	Specialty	Diet	PAC Risk	Falls	SW	OT	Referrals	Non Clinical Notes
RESP_ID_01...		Y	1064027			Home	23 yrs	12-12-2014		respiratory		Low	High	P	D		Daily Wound Dx, 7Vac on wed
RESP_ID_02...		Y	1315385			Home	55 yrs	10-12-2014		infectious Dis...		Low	Low	P	D		Pall care, Talc pleurodesis Sat,
RESP_ID_03...		N	1053383			Home	82 yrs	06-12-2014		respiratory		Low	Low	P	D		Pulled NG overweekend - Enco
RESP_ID_04...		N	0955355			Home	79 yrs	03-12-2014		respiratory	PUREE	Med	High	P	D	O:DT O:SP	theatre 02/12 - Vac change, d
RESP_ID_05...		N	1155991			Home	65 yrs	10-12-2014		infectious Dis...	FULL	Low	Low	P	D	O:INT O:PHYS	A/W Respite care
RESP_ID_06...		N	1159233			Respite	99 yrs	01-12-2014		respiratory		High	High	P	D	M:GER	Commence DOT 25/11/14
RESP_ID_07...		Y	5805870			Home	44 yrs	11-12-2014		vascular Surg...	CLFL	Med	High	P	D	O:DT M:ID	DOT, Repeat AFB x3 starting tu
RESP_ID_08...		Y	9743484			Home	34 yrs	12-12-2014		respiratory	FULL	Low	Low	P	D	O:DT	DOT 29/11/14 - Rpt AFB's 09/
RESP_ID_09...			9747804				30 yrs	14-12-2014		respiratory				P	D	O:DT	
RESP_ID_10...		Y	0371437				58 yrs	05-12-2014		infectious Dis...							
RESP_ID_11...			4762014				52 yrs	02-12-2014		cardiothorac...	FULL	Low	Low				UWSD, CTSc on Tues
RESP_ID_12...			0611432				78 yrs	02-12-2014		infectious Dis...							Picc Insertion 26/11/14, TOE Y
RESP_ID_13...			8665070				32 yrs	02-12-2014		infectious Dis...							
RESP_ID_14...		N	0632174			Home	59 yrs	06-12-2014		respiratory	TFTRAY, ...	High	Low	P	D	M:END M:HAE M:PS...	Clexane, TOE when well, ART, <
RESP_ID_15...			0614089				47 yrs	02-12-2014		infectious Dis...		Med	High	P	D	M:PSY O:PHYS	Compacs Ax today
RESP_ID_16...			1161705			Home	70 yrs	01-12-2014		respiratory		Low	Low	P	D	O:PSY	ABG Tues, Confirmed PE, TD/C
RESP_ID_17...		N	8445801			Home	67 yrs	03-12-2014		respiratory	HPRO	Low	High	P	D		Code Blue Sat, ID review
RESP_ID_18...			0679085				94 yrs	02-12-2014		respiratory		Med	Low	P	D	M:PAL O:PSY	Psych r/v, Pall care review, Co
RESP_ID_19...			8562597				66 yrs	04-12-2014		respiratory		Low	Low				IVABs, D/C Wed
RESP_ID_20...			1139430				77 yrs	10-12-2014		respiratory				P	D		Rpt CXR
RESP_ID_21...		Y	1163057			Other	78 yrs	10-12-2014		infectious Dis...	FULL	High	High	P	D	M:NS O:PHYS M:PS...	MRI Spine, Neurosurg r/v
RESP_ID_22...			1542349				77 yrs	01-12-2014		respiratory		Low	Low	P	D		RCCP, ABG today ?Tues
Resp MAU ...			3389525				43 yrs	05-12-2014		respiratory							
							88 yrs	04-12-2014		respiratory		High	High				? D/C tomorrow
							26 yrs	04-12-2014		infectious Dis...		Low	Low				Renal USS



Respiratory Criteria

		on admission	
<input type="checkbox"/> I agree for this patient to be discharged once the milestones in part B and C are met.			
<input type="checkbox"/> Please Do not discharge until medical team review for the following reason(s):			
<input checked="" type="checkbox"/> It informed of CLD.			
Name:	Signature	Time/date:	
RESOUND PLAN	SE	Date	
PART B: Specific patient interdisciplinary team (IDT) discharge criteria (to be completed by IDT)			
IDT agreed specific milestones	Name	Designation	Contact
1. Off IV			
2. Afebrile >24/24			
3. Sat >XY off Oxygen			
4. Activities of Daily Living (ADLs) reviewed by MDT and OK			
5. RCCP involved			
6. F/U of CLD?	Booth		
7. Meds / script done			
Responsible person: CLD competent staff member			

PART B: PATIENT DISCHARGE CRITERIA to be completed by Multi-disciplinary Team (MDT)				
MDT agreed specific milestones	Comments	Name	Designation	
1. Off IV medications				
2. Temp between _____ and _____				
3. Oxygen saturation on room air _____ Oxygen saturation _____ LPM				
4. Independent with ADLs, signed off by MDT. Support organised, if required				
5. MDT intervention = Y Not Needed = NA Completed = C				
	Physio	Y	NA	C
	OT			
	S/W			
	RCCP			
	Other			
6. Follow up needs documented				
7. Medication(s) / script(s) completed				
8. Other: Specify				

CRITERIA LED DISCHARGE



Health
South Eastern Sydney
Local Health District

Competency set

Competency

1. Locate and read Criteria Led Discharge protocol
2. Discuss the benefits of criteria led discharge
 - a. For the patient, their carer and/or family / b. For the organisation
3. Discuss the expectations of the health professional within the criteria led discharge process
4. Discuss the required authorisation from medical staff for criteria led discharge to occur and identify where this particular information is documented
5. Discuss the medical review requirements for a patient who will have a criteria led discharge
6. Demonstrate discussion with the patient, their carer and/or family explaining the criteria led discharge process
7. Highlight some of the issues that may need addressing when discharging a patient via criteria led discharge
8. Discuss the discharge follow up required and how this is arranged

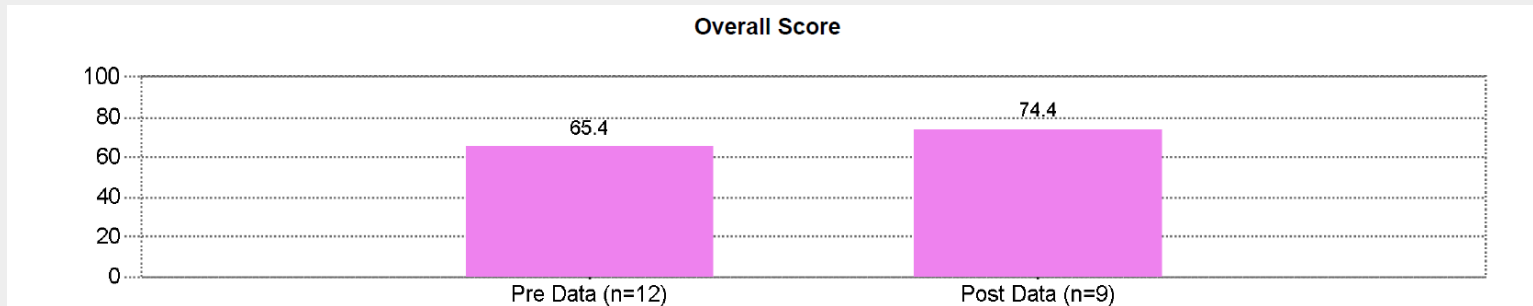
Go Live October 22nd 2015

- 17 patients recognised as suitable for CLD
- 1 patient not suitable for CLD due to clinical variance
- 9 patients discharged on a weekend
- 6 discharged on or before EDD



Health
South Eastern Sydney
Local Health District

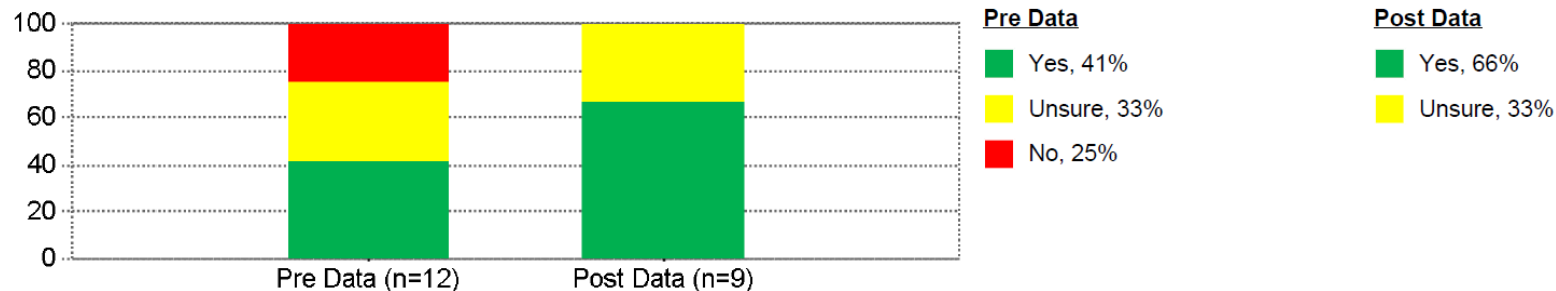
Patient Experience Trackers



Health
South Eastern Sydney
Local Health District

Patient Experience Trackers

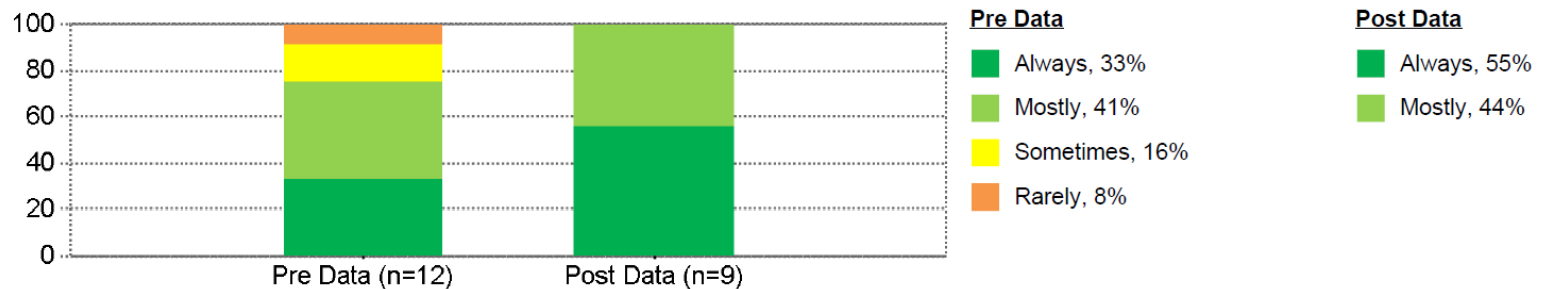
Q2: I am aware of what needs to happen before I am discharged from hospital.



Health
South Eastern Sydney
Local Health District

Patient Experience Trackers

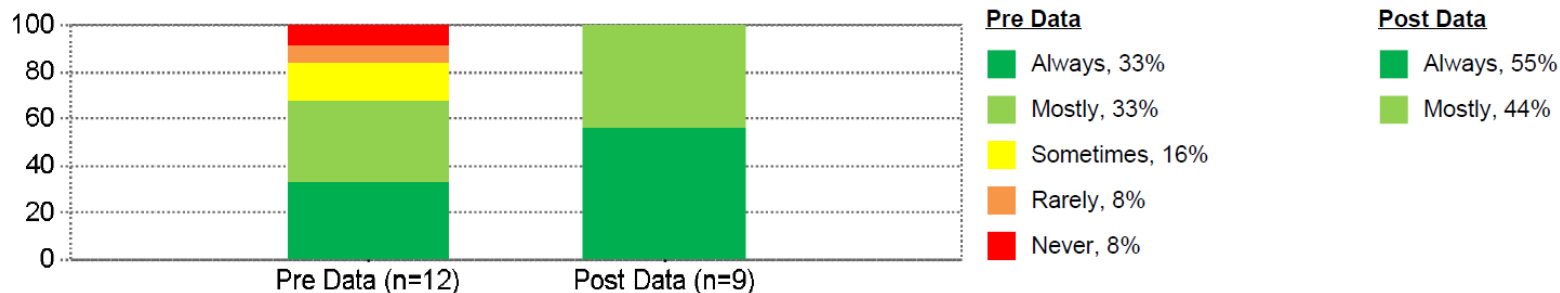
Q3: I know who to ask if I have questions about my care in hospital.



Health
South Eastern Sydney
Local Health District

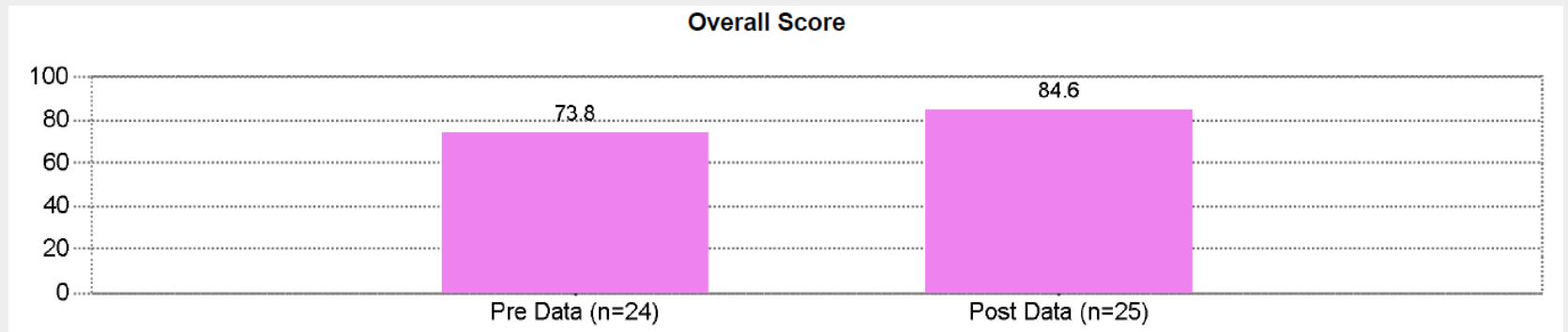
Patient Experience Trackers

Q4: I receive daily updates from the team about my care in hospital.



Health
South Eastern Sydney
Local Health District

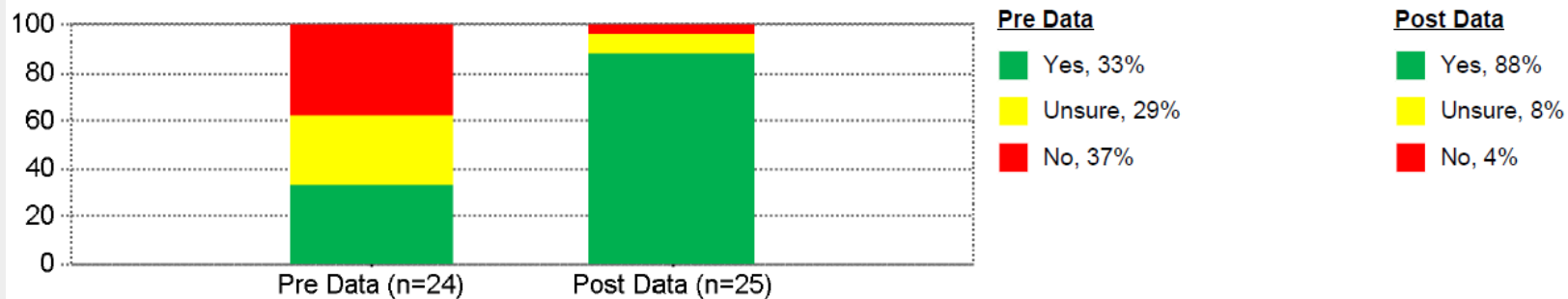
Patient Experience Trackers: Staff



Health
South Eastern Sydney
Local Health District

Patient Experience Trackers: Staff

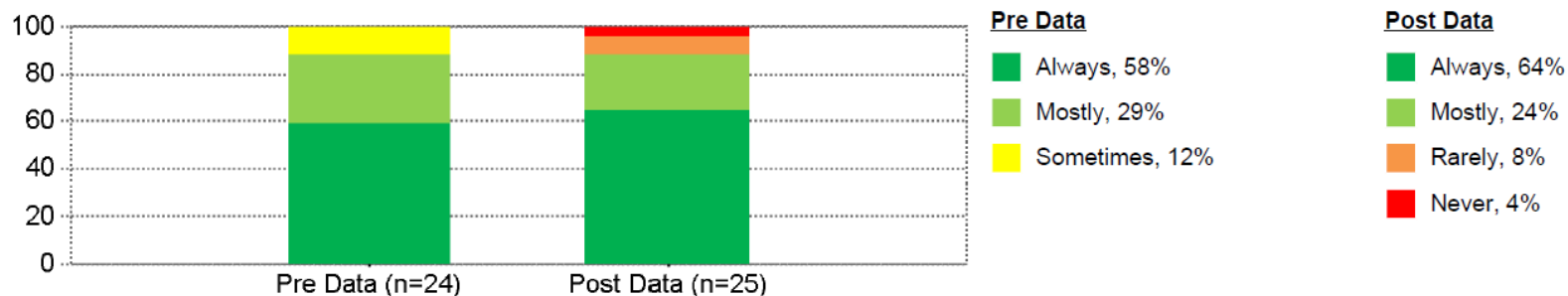
Q1: I understand what is involved with criteria led discharge.



Health
South Eastern Sydney
Local Health District

Patient Experience Trackers: Staff

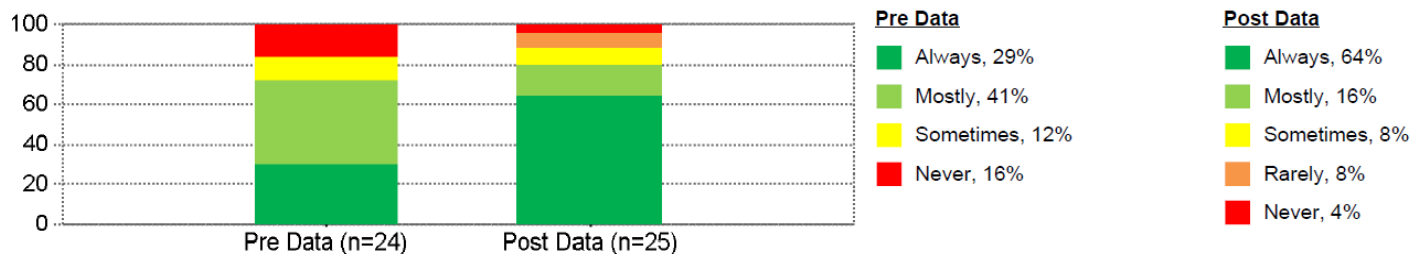
Q2: I involve the patient/family in developing a management plan.



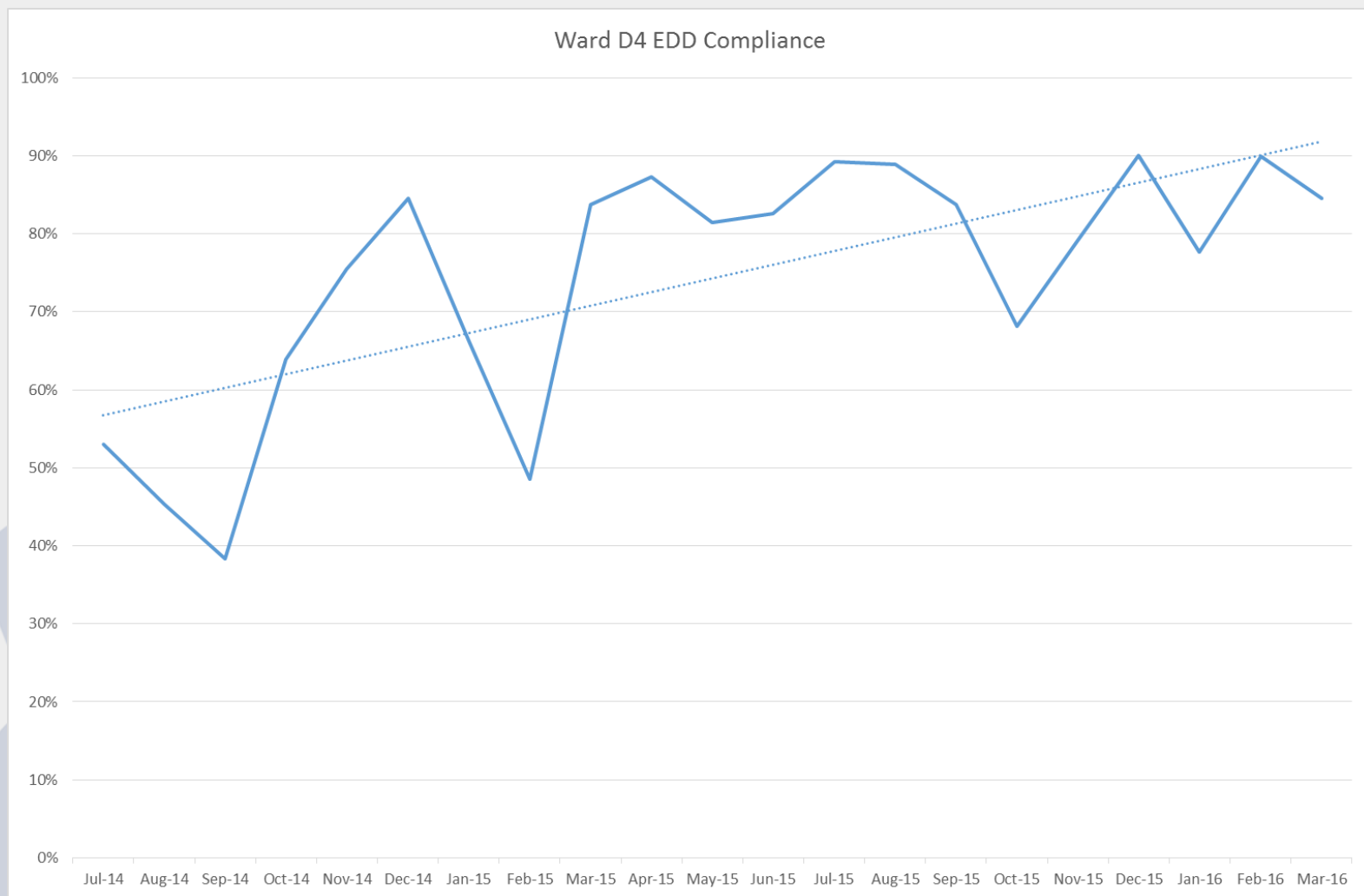
Health
South Eastern Sydney
Local Health District

Patient Experience Trackers: Staff

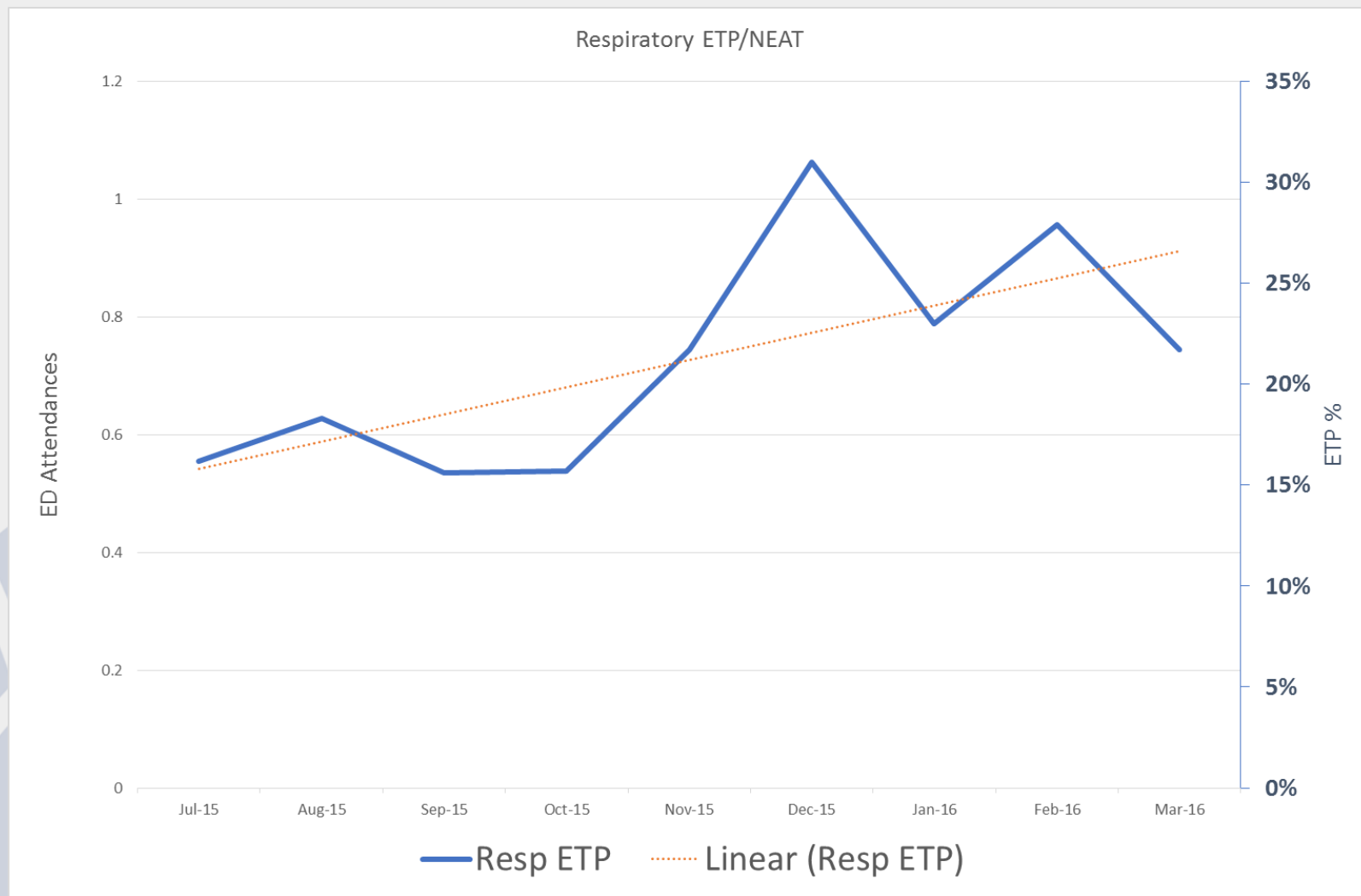
Q5: Our team uses a transfer of care (discharge) checklist when planning for a patient's discharge.



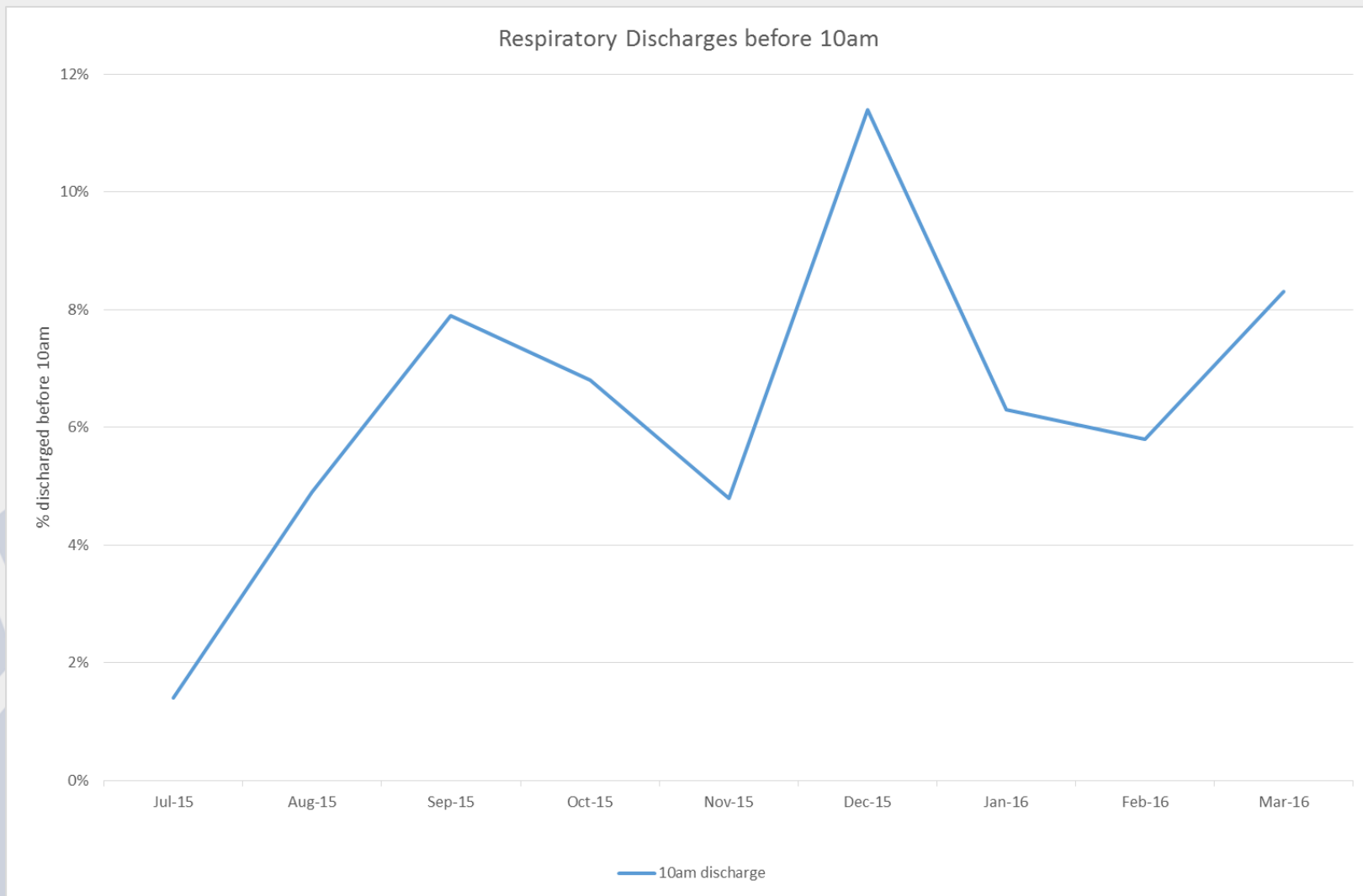
KPIs: EDD Compliance



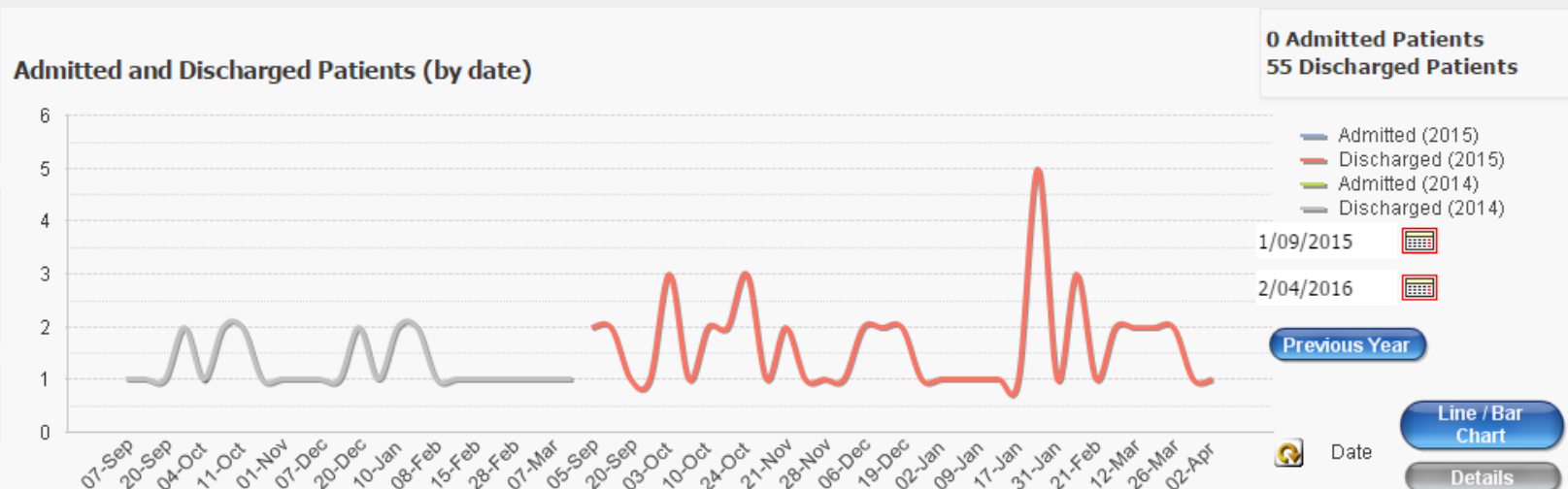
KPIs: Respiratory ETP



KPIs: Discharges <10am



KPIs: Weekend Discharge



What the team says...



Health
South Eastern Sydney
Local Health District

Any Comments or Questions?



Health
South Eastern Sydney
Local Health District