



COVID-19 Risk Monitoring Dashboard - Healthcare settings

Date of release:
13 September 2023




This dashboard provides an assessment of transmission risk in healthcare settings - it is not an assessment of risk in the community.

The risk level is set to Foundational.

The COVID-19 situation remains stable across the system, with relatively low rates of admission, occupancy and staff sick leave. NSW Health is continuing to monitor and assess its response to acute respiratory infections, including COVID-19, to keep patients, staff and visitors to our health facilities safe. The publication of Risk Monitoring Dashboards will enter a hiatus while risk levels remain low, to be reinstated should the situation change significantly.

Categories

- Foundational
- Yellow
- Amber
- Red

Disease burden 				System impact 			Hospital occupancy 				
		As at 11 Sep	Previous week			As at 11 Sep	Previous week			As at 11 Sep	Previous week
Weekly ED presentations for respiratory illness, fever and unspecified infections (10 Sep)	Number of presentations	7,867	7,883	Weekly COVID-19 new admissions	Ward	170	166	Number of COVID-19 patients on ward	Total	608	598
	% admitted to hospital	33%	32%		ICU	15	10		COVID-19 cleared (14+ days since symptom onset)	416	428
Number of COVID-19 patients in hospital, per 10,000 population		0.73	0.72	Weekly COVID-19 discharges from hospital		256	228	Number of COVID-19 patients in ICU	Total	9	9
% ED accessible beds with COVID-19 patients		6.1%	6.0%	Number of LHDs with ≥20% ED accessible beds used by COVID-19 positive patients		0	0		COVID-19 cleared (14+ days since symptom onset)	2	4
NSW Health staff on sick leave (% of total workforce)		3.2%	3.2%	Number of LHDs with ≥10% ICU capacity used by COVID-19 positive patients		0	0	% COVID-19 patients ventilated		0.8%	0.8%